

Iraq Stock Exchange

Bulletin No (70)



سوق العراق للأوراق المالية
IRAQ STOCK EXCHANGE

ISX Trading Indices of Thursday 23/4/2026

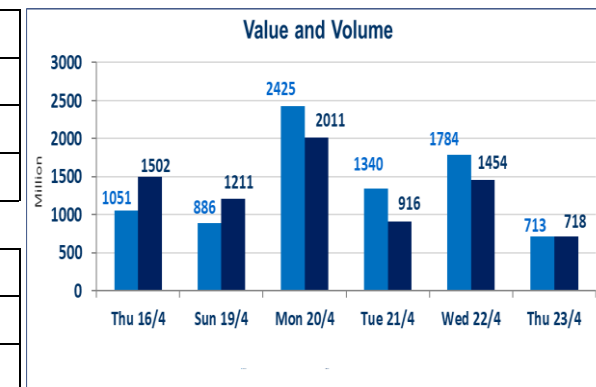
Traded Volume and OTC	713,516,540
-----------------------	-------------

Traded Value and OTC	718,217,994
----------------------	-------------

Traders	671
---------	-----

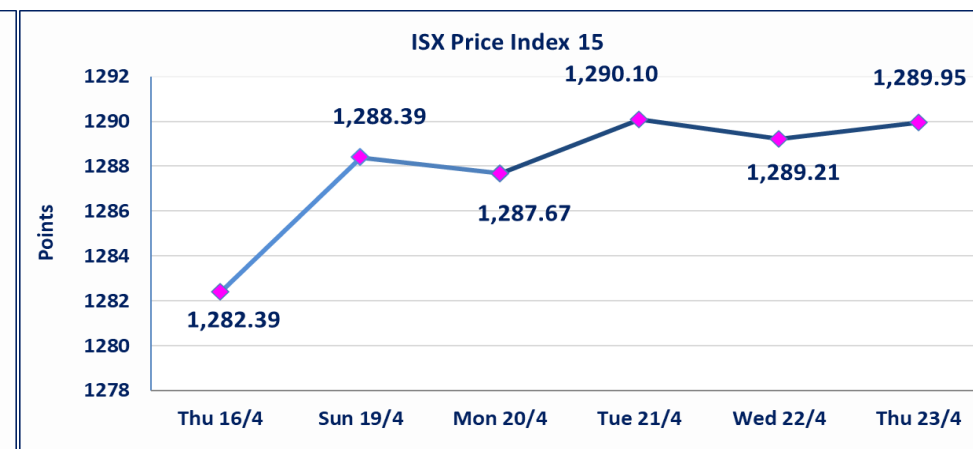
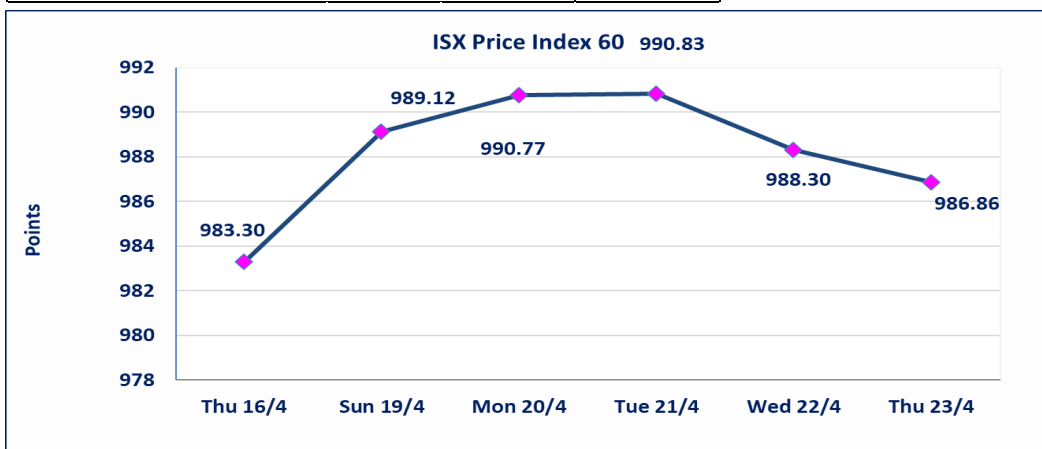
ISX Index 60	986.86
Previous ISX Index60	988.30
Change %	-0.15
Change	-1.44

ISX Index 15	1289.95
Previous ISX Index15	1289.21
Change %	0.06
Change	0.74



Listed Companies	104	OTC	14
Traded Listed Companies	49	OTC	2
GAM Companies	1		
Suspended Companies	8		

Non Traded listed	46	OTC	12
Higher Companies	13		
Lower Companies	13		



ISX top gaining and losing companies

Thursday 23/4/2026

Gainers

Company Name	Closing Price	Change (%)	Traded Volume
Sumer Commercial Bank	0.190	5.56	113,700,901
Iraqi Engineering Works	6.050	4.85	10,000
AL-Badia for General Trans	1.250	4.17	303,603
Babil Animal & Vegetable Produc	10.500	3.96	876,299
General Transportation	1.760	3.53	434,961

Losers

Company Name	Closing Price	Change (%)	Traded Volume
Ashour Hotel	30.550	-4.98	31,085
Gulf Commercial Bank	0.360	-2.70	40,001,590
Al-Khatam Telecom	3.600	-2.70	388,417
Iraqi Islamic Bank	1.050	-1.87	22,020,977
Tourist Village of Mosul dam	14.050	-1.40	20,679

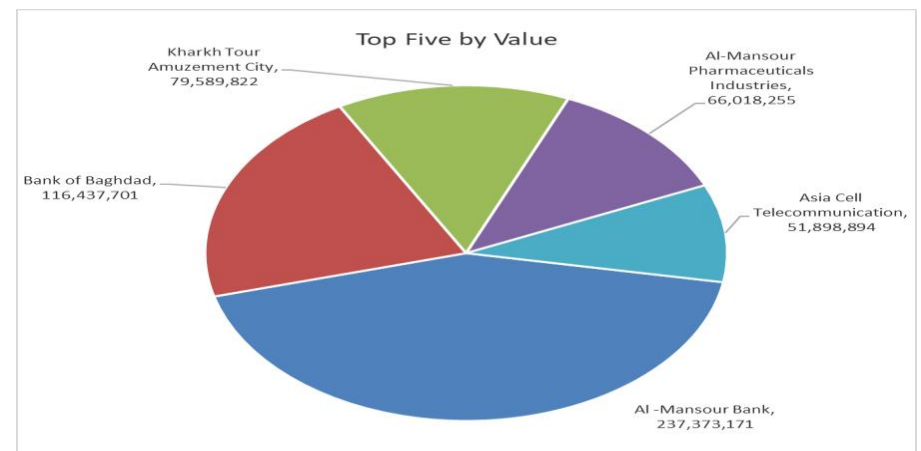
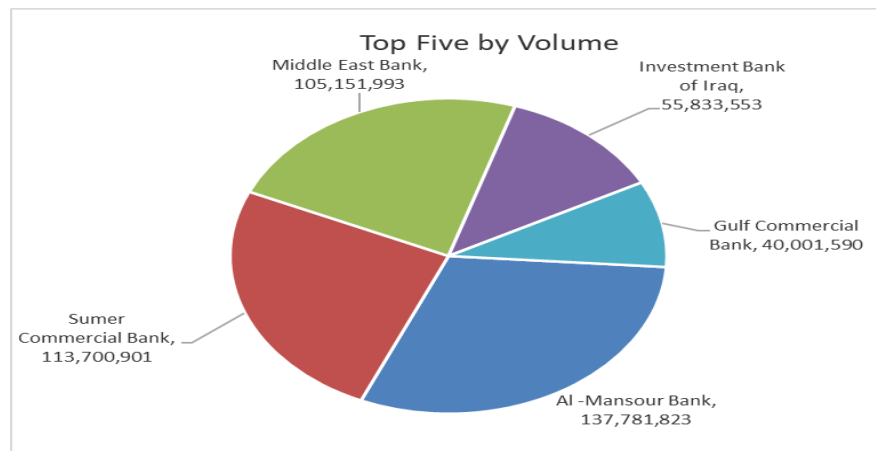
The most active companies in term of traded volume and value

Traded Volume

Company Name	Closing Price	Change (%)	Traded Volume
Al -Mansour Bank	1.720	-1.15	137,781,823
Sumer Commercial Bank	0.190	5.56	113,700,901
Middle East Bank	0.100	0.00	105,151,993
Investment Bank of Iraq	0.210	0.00	55,833,553
Gulf Commercial Bank	0.360	-2.70	40,001,590

Traded Value

Company Name	Closing Price	Change (%)	Traded Value
Al -Mansour Bank	1.720	-1.15	237,373,171
Bank of Baghdad	3.370	1.51	116,437,701
Kharkh Tour Amuzement City	4.500	0.00	79,589,822
Al-Mansour Pharmaceuticals Indu	2.280	1.33	66,018,255
Asia Cell Telecommunication	16.500	0.00	51,898,894



Regular Market Bulletin No (70)



Company Name	Code	opening Price	highest price	lowest price	Average price	Prev Average price	Closing Price	prev closing price	change (%)	No.of Trades	Traded Volume	Traded Value
Banks Sector												
Ashur International Bank	BASH	0.250	0.250	0.250	0.250	0.250	0.250	0.250	0.00	2	1,026,000	256,500
Bank of Baghdad	BBOB	3.320	3.370	3.310	3.340	3.340	3.370	3.320	1.51	84	34,813,610	116,437,701
Commercial Islamic Bank of Iraq	BCOI	0.670	0.670	0.660	0.670	0.660	0.670	0.670	0.00	16	14,512,354	9,709,684
Economy Bank	BEFI	0.220	0.220	0.220	0.220	0.220	0.220	0.220	0.00	1	85,000	18,700
Elaf Islamic Bank	BELF	0.250	0.250	0.250	0.250	0.250	0.250	0.250	0.00	1	899,000	224,750
Gulf Commercial Bank	BGUC	0.360	0.360	0.360	0.360	0.370	0.360	0.370	-2.70	9	40,001,590	14,400,572
Investment Bank of Iraq	BIBI	0.210	0.210	0.210	0.210	0.210	0.210	0.210	0.00	22	55,833,553	11,725,046
Iraqi Islamic Bank	BIIB	1.050	1.050	1.020	1.030	1.090	1.050	1.070	-1.87	22	22,020,977	22,629,115
Middle East Bank	BIME	0.100	0.100	0.090	0.090	0.100	0.100	0.100	0.00	14	105,151,993	9,465,199
Mosul Bank For Investment	BMFI	0.140	0.140	0.140	0.140	0.140	0.140	0.140	0.00	1	10,000,000	1,400,000
Al -Mansour Bank	BMNS	1.740	1.740	1.720	1.720	1.730	1.720	1.740	-1.15	146	137,781,823	237,373,171
National Islamic Bank	BNAI	1.000	1.000	1.000	1.000	1.000	1.000	1.000	0.00	1	701,088	701,088
Sumer Commercial Bank	BSUC	0.180	0.190	0.170	0.170	0.180	0.190	0.180	5.56	24	113,700,901	19,747,580
United Bank	BUND	0.050	0.050	0.050	0.050	0.050	0.050	0.050	0.00	3	277,367	13,868
Total of Banks Sector										346	536,805,256	444,102,976
Telecommunication Sector												
Asia Cell Telecommunication	TASC	16.500	16.500	16.300	16.450	16.570	16.500	16.500	0.00	70	3,154,101	51,898,894
Al-Khatam Telecom	TZNI	3.700	3.700	3.600	3.640	3.700	3.600	3.700	-2.70	12	388,417	1,413,391
Total of Telecommunication Sector										82	3,542,518	53,312,285
Insurance Sector												
Al-Ameen for Insurance	NAME	0.900	0.900	0.900	0.900	0.910	0.900	0.910	-1.10	2	24,000	21,600
Dar Al-Salam for Insurance	NDSA	0.780	0.780	0.780	0.780	0.760	0.780	0.760	2.63	2	2,500,000	1,950,000
Total of Insurance Sector										4	2,524,000	1,971,600
Service Sector												
Baghdad -Iraq Transportation	SBPT	23.250	23.250	23.200	23.200	23.280	23.200	23.200	0.00	4	55,000	1,276,021
Kharkh Tour Amuzement City	SKTA	4.500	4.500	4.500	4.500	4.470	4.500	4.500	0.00	8	17,686,627	79,589,822
Mamoura Realestate	SMRI	3.240	3.240	3.200	3.200	3.210	3.200	3.240	-1.23	9	507,670	1,624,861
Rehab Karbalaa	HKAR	0.600	0.600	0.600	0.600	0.600	0.600	0.600	0.00	1	6,005	3,603
Total of Service Sector										22	18,255,302	82,494,307
Industrial Sector												
Baghdad Soft Drinks	IBSD	6.230	6.250	6.200	6.240	6.230	6.200	6.230	-0.48	49	2,816,024	17,564,709
Iraqi Engineering Works	IIEW	6.050	6.050	6.050	6.050	5.770	6.050	5.770	4.85	1	10,000	60,500
Iraqi For Tufted Carpets	IITC	19.250	19.250	18.500	19.230	19.000	19.250	19.000	1.32	3	12,268	235,958
Al -Khazer Construction Material	IKHC	1.220	1.220	1.220	1.220	1.220	1.220	1.220	0.00	1	1,590	1,940
Al-Mansour Pharmaceuticals Ind	IMAP	2.250	2.280	2.250	2.250	2.230	2.280	2.250	1.33	23	29,322,835	66,018,255
Modern Sewing	IMOS	5.500	5.500	5.480	5.500	5.500	5.500	5.500	0.00	4	600,000	3,299,000
Total of Industrial Sector										81	32,762,717	87,180,362
Hotels Sector												
Baghdad Hotel	HBAG	11.750	11.750	11.750	11.750	11.750	11.750	11.750	0.00	1	33,950	398,913
Ishtar Hotels	HISH	9.100	9.100	9.020	9.080	9.140	9.100	9.140	-0.44	6	200,000	1,816,000
Al-Sadeer Hotel	HSAD	23.000	23.000	23.000	23.000	22.980	23.000	22.980	0.09	1	432	9,936
Tourist Village of Mosul dam	HTVM	14.250	14.250	14.050	14.050	14.270	14.050	14.250	-1.40	3	20,679	290,596
Total of Hotels Sector										11	255,061	2,515,444
Agricultural Sector												
Babil Animal & Vegetable Produ	ABAP	10.100	10.600	10.100	10.490	9.860	10.500	10.100	3.96	35	876,299	9,193,868
Modern for Animal Production	AMAP	0.370	0.370	0.370	0.370	0.370	0.370	0.370	0.00	1	792	293
Total of Agricultural Sector										36	877,091	9,194,161
Total Of Regular										582	595,021,945	680,771,134

Second Platform Market Bulletin No (70)



Company Name	Code	opening Price	highest price	lowest price	Average price	Prev Average price	Closing Price	prev closing price	change (%)	No.of Trades	Traded Volume	Traded Value
Banks Sector												
Al-Ataa Islamic Bank	BLAD	0.100	0.100	0.100	0.100	0.100	0.100	0.100	0.00	1	100,000	10,000
Credit Bank Of Iraq	BROI	0.580	0.590	0.580	0.590	0.600	0.590	0.590	0.00	7	7,217,034	4,257,955
Total of Banks Sector										8	7,317,034	4,267,955
Insurance Sector												
Al-Hamraa for Insurance	NHAM	4.340	4.340	4.340	4.340	4.340	4.340	4.340	0.00	1	1,056	4,583
Total of Insurance Sector										1	1,056	4,583
Industrial Sector												
Al-Ameen Estate Investment	SAEI	1.740	1.780	1.740	1.760	1.740	1.770	1.740	1.72	5	601,105	1,059,043
Total of Industrial Sector										5	601,105	1,059,043
Industrial Sector												
Fallujah for construction Materi	IFCM	2.880	2.890	2.800	2.830	2.890	2.800	2.830	-1.06	20	494,000	1,396,310
National Furniture Industries	IHFI	0.900	0.900	0.900	0.900	0.900	0.900	0.900	0.00	1	393,374	354,037
Total of Industrial Sector										21	887,374	1,750,347
Hotels Sector												
Ashour Hotel	HASH	32.150	32.150	30.550	30.610	32.150	30.550	32.150	-4.98	3	31,085	951,383
Total of Hotels Sector										3	31,085	951,383
Total of Non Regular										38	8,837,654	8,033,310

Undisclosed Platform Companies Bulletin No (70)



Company Name	Code	opening Price	highest price	lowest price	Average price	Prev Average price	Closing Price	prev closing price	change (%)	No.of Trades	Traded Volume	Traded Value
Industrial Sector												
AL-Badia for General Trans	SBAG	1.200	1.250	1.200	1.250	1.200	1.250	1.200	4.17	8	303,603	378,074
General Transportation	SIGT	1.680	1.780	1.680	1.690	1.700	1.760	1.700	3.53	4	434,961	733,951
Total of Industrial Sector										12	738,564	1,112,025
Industrial Sector												
Electronic Industry	IELI	1.600	1.600	1.600	1.600	1.610	1.600	1.600	0.00	4	469,000	750,400
Iraqi Carton Manufactories	IICM	2.610	2.620	2.610	2.610	2.600	2.610	2.610	0.00	10	715,103	1,866,919
National Chemical &Plastic	INCP	1.890	1.890	1.890	1.890	1.880	1.890	1.880	0.53	1	300,000	567,000
The Light Industries	ITLI	1.200	1.200	1.200	1.200	1.210	1.200	1.210	-0.83	2	2,000,000	2,400,000
Total of Industrial Sector										17	3,484,103	5,584,319
Hotels Sector												
Palestine Hotel	HPAL	18.340	18.340	18.250	18.260	18.340	18.250	18.340	-0.49	4	133,861	2,444,411
Total of Hotels Sector										4	133,861	2,444,411
Agricultural Sector												
Iraqi for Seed Production	AISP	4.900	4.900	4.890	4.890	4.860	4.890	4.870	0.41	4	242,229	1,184,662
Total of Agricultural Sector										4	242,229	1,184,662
Total of Undisclosed										37	4,598,757	10,325,417
Grand Total										657	608,458,356	699,129,861

Iraq Stock Exchange not trading companies of Thursday 23/4/2026

Company Names	Code	Previous Average Price	Closing Price
Banks Sector			
Kurdistan International Bank	BKUI	1.100	1.100
Al-Taif Islamic Bank	BTIB	0.670	0.670
Union Bank of Iraq	BUOI	0.170	0.170
Asia Al Iraq Islamic Bank	BAIB	0.780	0.780
Cihan Bank for Islamic Investment&Finan	BCIH	2.200	2.200
Insurance Sector			
Gulf Insurance	NGIR	0.430	0.430
Service Sector			
Al-Mosul for funfairs	SMOF	7.000	7.000
AL-Nukhba for Construction	SNUC	0.710	0.710
Industrial Sector			
Iraqi Date Processing and Marketing	IIDP	2.450	2.450
Al-Kindi of Veterinary Vaccines	IKLV	2.400	2.400
Ready Made Clothes	IRMC	2.290	2.290
Metallic Industries and Bicycles	IMIB	1.900	1.900
Hotels Sector			
Mansour Hotel	HMAN	50.000	50.000
Babylon Hotel	HBAY	102.000	102.000
National for Tourist Investment	HNTI	9.250	9.250
Agricultural Sector			
Al-Ahlyia agricultural production	AAHP	2.110	2.110
Agricultural Products Meat	AIPM	4.300	4.300
Iraqi Agricultural Products	AIRP	10.000	10.000
Middle East for Production- Fish	AMEF	5.990	5.990
Company Names	Code	Previous Average Price	Closing Price
Banks Sector			
Trans Iraq Bank Investment	BTRI	0.310	0.310
International Islamic Bank	BINT	0.200	0.200
AL- Mal Islamic Bank	BMAL	1.000	1.000
Erbil Investment & FinanceBank	BERI	0.110	0.110
International Development Bank	BIDB	1.050	1.050
Al-Mashreq Al-Arabi Islamic Bank	BAMS	0.850	0.850
Iraq Noor Islamic Bank for Investment	BINI	0.250	0.250
Region Trade Bank	BRTB	1.000	1.010
Arab Islamic Bank	BAAI	1.000	1.000
Al-Rajih Islamic Bank	BRAJ	1.000	1.000
AL-Anssari Islamic Bank	BANS	0.050	0.050
Al-Mustashar Islamic Bank for Investmen	BMUI	1.000	1.000
Al-Qabidh Islamic Bank	BQAB	0.090	0.090
Trust International Islamic Bank	BTRU	0.750	0.750
World Islamic Bank for Investment	BWOR	1.000	1.000
Al janoob Islamic Bank	BJAB	0.940	0.940
Ameen Al-Iraq Islamic Bank	BAME	1.000	1.000
Investment Sector			
AL-Wiaam for Financial Investment	VWIF	0.690	0.690
Al-Ameen for Financial Investment	VAMF	1.200	1.200
Insurance Sector			
Alahliya For Insurance	NAHF	0.850	0.850
Industrial Sector			
Baghdad for Packing Materials	IBPM	2.860	2.860
Modern chemical industries	IMCI	100.000	100.000
Service Sector			
Ibdaa Al-sharq Alwast General Contractir	SIBD	1.000	1.000
Agricultural Sector			
AL-Rebass for Poultry&feed	AREB	-	-
Company Names	Code	Previous Average Price	Closing Price
Banks Sector			
Al-Qurtas Islamic Bank	BQUR	1.000	1.000
Industrial Sector			
Al-Hilal Industries	IHLI	1.410	1.410
Modern Construction Materials	IMCM	1.300	1.300

Iraq Stock Exchange
Non Iraqis' Bulletin Thursday April 23 2026
Regular Market



Non Iraqi Trading of Regular Market (Sell)

Company Names	Code	No.of trades	Traded Shares	Trading Volume
Banks Sector				
Bank Of Baghdad	BBOB	2	1,000,000	3,365,000
Total Bank sector		2	1,000,000	3,365,000
Grand Total		2	1,000,000	3,365,000

OTC Platform Trading Bulletin No (70)

Company Name	Code	highest price	lowest price	Average price	No.of Trades	Traded Volume	Traded Value
Banks Sector							
Al-Warka Bank	BWAI	0.190	0.180	0.180	12	105,051,184	19,069,213
Total Of Money Service Sector					12	105,051,184	19,069,213
Industrial Sector							
Kirkuk producing construction	IKFP	2.740	2.610	2.700	2	7,000	18,920
Total Of Industrial Sector					2	7,000	18,920
Total					14	105,058,184	19,088,133

Not Trading OTC Companies

Company Name	Code	Previous Average price
Banks Sector		
Hammurabi Commercial Bank	BHAM	—
Al-Sanam Islamic Bank	BSAN	3.000
Money Service Sector		
Karmal Brokerage	FKSX	10.000
Iraqi Deposit Insurance Corporation	FIDI	1.000
Rabee Securities	FRSE	9.500
Ishtar Gate for e-Paymant	FISH	1.000
Sama Baghdad Exchange	FSBE	—
Insurance Sector		
Shatt Al Arab Insurance	NSHA	1.000
Al Badia Insurance	NBAD	—
Kurdistan Insurance	NKUI	0.500
Elaf Insurance	NELF	—
Dilina Insurance Company	NDIL	—

Iraq Stock Exchange
Non Iraqis' Bulletin Thursday April 23 2026
Regular Market



Non Iraqi Trading of OTC (Sell)

Company Names	Code	No.of trades	Traded Shares	Trading Volume
Banks Sector				
Warka Bank for inv.&Finance	BWAI	4	67,929,952	12,227,391
Total Bank sector		4	67,929,952	12,227,391
Grand Total		4	67,929,952	12,227,391

Iraq Stock Exchange

Thursday 23/4/2026



سوق العراق للاوراق المالية
IRAQ STOCK EXCHANGE

Not Trading Bonds Bulletin

Bond type	Publish type	Code	last trading price	immortilize date
Banaa Bonds /Million ID	Second	CB20	964,981	19/12/2025
Eamar Bonds /Million ID	First	CB30	1,001,095	—
Eamar Bonds /Million ID	Second	CB40	—	—
Eamar Bonds /500 Thousand ID	Third	CB45	—	—
Eamar Bonds /Million ID	Third	CB50	—	—
Injaz Bonds /500 Thousand ID	First	CB55	—	—
Injaz Bonds /Million ID	First	CB60	951,110	—
Injaz Bonds /500 Thousand ID	Second	CB65	507,301	—
Injaz Bonds /Million ID	Second	CB70	965,050	—
Injaz Bonds /500 Thousand ID	Third	CB75	—	—
Injaz Bonds /Million ID	Third	CB80	978,182	—
National Bonds/Million ID	First	CB90	—	—
National Bonds/500 Thousand ID	Second	CB95	—	—
National Bonds/Million ID	Second	CB100	—	—